

1945-2020

75
YEARS



Dualit®

TOASTERS & KETTLES | TEA & COFFEE
FOOD PREP | CATERING

2020





We've been investing our time and resources in developing more sustainable products for our customers. The launch of our new coffee collection in recyclable aluminium capsules was particularly exciting and something we have been working on for a while. Together with our new EcoPress™ Aluminium Capsule Recycler, it is easier than ever for our customers to recycle their used capsules. We really think this development could make a difference to the number of capsules that end up in landfill, so please do take a look at pages 32-33.

We hope you enjoy browsing our 2020 product ranges and find just what you are looking for.

J.A. Gort-Barten

LESLIE GORT-BARTEN
Managing Director

Alex Gort-Barten

ALEX GORT-BARTEN
Brand Director



#BetterwithDualit

WWW.DUALIT.COM

Dualit.



EcoPress™

ALUMINIUM
CAPSULE RECYCLER



THE
Naturals

CLASSIC RANGE




Dualit®

2020

WELCOME	02	CONICAL BURR COFFEE GRINDER	54
HISTORY	04	MILK FROTHER	55
DESIGN & ENGINEERING	05	CINO MILK STEAMER	56
		COFFEE ACCESSORIES	57
TOASTERS & KETTLES	06	ECOPRESS™ ALUMINIUM CAPSULE RECYCLER	58
CLASSIC RANGE	08	BEVERAGE MACHINE OVERVIEW	60
THE NATURALS CLASSIC RANGE	10		
DOMUS RANGE	18	FOOD PREP	62
ARCHITECT RANGE	20	VORTECS BLENDER	64
LITE RANGE	24	HAND BLENDER	66
STUDIO RANGE	26	HAND MIXER	68
TOASTERS & KETTLES OVERVIEW	28	MINI OVEN	70
		RECIPES	71
TEA & COFFEE	30	FOOD PREP OVERVIEW	72
ALUMINIUM COFFEE CAPSULES	32		
COMPOSTABLE COFFEE CAPSULES	34	CATERING	74
NX COFFEE CAPSULES	36	CLASSIC TOASTERS	76
ESE COFFEE PODS	37	CATERING POP-UP TOASTER	78
COMPOSTABLE COFFEE BAGS	38	CONVEYOR TOASTER	79
ONE CUP FILTER COFFEES	40	CONTACT GRILLS	80
FINE TEA CAPSULES	42	GRIDDLE	80
CAFÉ CLUB	43	CONTACT TOASTER	81
		WAFFLE IRON	81
BEVERAGE MACHINES	44	SOUP KETTLES	82
BEAN TO GO MACHINE	46	CINO MILK STEAMER	83
ESPRESSO-AUTO COFFEE & TEA MACHINE	48	CAFÉPRO	84
3-IN-1 COFFEE MACHINE	50	CATERING OVERVIEW	86
CAFÉ PLUS CAPSULE MACHINE	52		
COFFEE PERCOLATOR	53	REGISTER YOUR PRODUCT	90

THE HISTORY OF Dualit®



THE FOUNDER OF DUALIT

Max Gort-Barten was born in Germany in 1914 but living in England when WWII broke out. After five years in the army, he bought a factory in Camberwell, London so he could manufacture his first invention of a cocktail shaker.



1940s INVENTION IS IN THE GENES

Next, Max designed a dual-light electric fire, inspiring the Dualit name. His first successful product was a flip-sided toaster patented in 1946.



1950s A CLASSIC IS BORN

Max designed a new commercial six slice toaster and the Gort-Barten family as well as local residents in Camberwell helped with production. Known today as the Classic Toaster, the current model has kept much of the original style and features.



1960s COMMERCIAL SUPERSTAR

Max bought a new factory on the Old Kent Road in south London as Dualit continued to grow. He designed a waffle iron as well as a bun toaster. A slot selector was developed for the Classic Toaster – a vital design element that remains a key feature.



1990s

INNOVATION AND AWARDS

Leslie and Max designed the ProHeat element. Covered in a high performance, protective material the element increased efficiency, lasted longer and won a prestigious Millennium Award. ProHeat elements are still used in Classic Toasters today.



1980s

EXPLOSION IN DEMAND

Overseas demand for the Classic Toaster soared and together with its rising popularity in domestic kitchens, the factory was extended to cope with increasing order volumes. Dualit diversified its product range by designing its first coffee machines.

In 1989, the Gort-Barten family celebrated as Max was awarded the MBE.



1970s

FROM CHEFS TO CONSUMERS

Max stepped down as Managing Director but Dualit remained in the Gort-Barten family as his son, Leslie joined. The Classic Toaster was given a new look, becoming popular in home kitchens and stocked in retail outlets such as John Lewis.



2000s

NEW PREMISES, NEW PRODUCTS

Dualit moved to larger premises in West Sussex and Max's grandson, Alex joined Dualit. Dualit launched a new toaster range for the first time since the Classic; the Lite Toaster had some similar characteristics but different features.



2010s

CHAMPIONING CHOICE

Dualit invested in a production facility to manufacture Nespresso® compatible* coffee capsules, launched its own range and offered private label services. Leslie and Alex designed revolutionary tea capsules and compostable capsules.



2020s

LOOKING FORWARD...

Dualit will continue its efforts to make products more sustainable and to reduce waste. Leslie and Alex are leading Dualit into the new decade with exciting new appliances and coffee innovations on the horizon.




BRITISH DESIGN & ENGINEERING

SMALL DETAILS MAKE A BIG DIFFERENCE

We're proud of our in-house research and development team and extensive engineering expertise. We want to offer our customers something they can't find anywhere else and we spend years refining the details to make your kitchen a happier place to cook. We believe in our designs and have an increasing list of patents to show that our products are truly unrivalled.

PATENTED FEATURES

Constant product innovation is not only the key to Dualit's success but it's what inspires us. A patent protects an invention, preventing anyone else from reproducing, using or selling what we have worked hard to achieve, keeping it unique.



SUSTAINABLE MANUFACTURING

Dualit products are designed to work well for a long time and each undergoes rigorous 'life testing' programmes as part of the design process. Replacement attachments and accessories are available for many Dualit products and our repairable products include the Classic Toaster, Classic Kettle, Hand Blender, Hand Mixer and some Coffee Machines. If products are returned to us that have reached the end of their life cycles, the design allows us

to disassemble them so components such as the steel, aluminium and power cords can be recycled. We are continually looking at ways in which we can reduce our waste and this ethos extends to our coffee products. Our compostable coffee capsule range is among our most popular and our new EcoPress™ Aluminium Capsule Recycler was designed with the sole purpose of making it easier for customers to recycle not only Dualit, but any aluminium coffee capsule.

*Suitable for Nespresso® drop through capsule machines, excluding professional machines and 'built-in' models. Nespresso® trademark is owned by Société des Produits Nestlé S.A.



Great British Breakfasts

TOASTER & KETTLE COLLECTION

Browse Dualit's five kettle and toaster collections and find a style that suits you and your kitchen.

Our flagship Classic range now includes the Naturals collection of four stunning new colours based on warm, earthy tones.

Classic

RANGE

Dualit's iconic Classic range will add a touch of class to your kitchen. Both the toaster and kettle are repairable.



TOASTERS



MADE IN THE UK

“ The Classic Toaster has become one of Britain’s most recognisable kitchen essentials because through its development we make sure it delivers on the three most important factors for customers; style, technology and practicality. ”

Leslie Gort-Barten (Managing Director)



2 Slot Toaster



3 Slot Toaster



4 Slot Toaster



6 Slot Toaster



Combi 2+1*



Combi 2x2*

* Includes Sandwich Cage

KETTLE



1.7L Kettle



ACCESSORIES



Sandwich Cage



Warming Rack



Watch the video at
[DUALIT.COM/CLASSIC-TOASTERS](https://dualit.com/classic-toasters)



INTRODUCING
THE
Naturals

CLASSIC RANGE



Image credit to Anna Starmer

Dualit has launched its second colour collaboration with leading global colour and trend forecaster, Anna Starmer for the iconic Classic Toaster.

A palette of greens and warm neutral tones, the new colours draw inspiration from the world around us and reflect the growing desire for our homes to be calming sanctuaries away from our busy everyday lives.



Image from Dualit Style Lab

EVERGREEN

“A new classic to be loved season after season. Inspired by the need to fill our homes with greenery all the year round.”
Anna Starmer



2 Slot Toaster

4 Slot Toaster

1.7L Kettle



Image credit to Anna Starmer



Image credit to Anna Starmer

LIMESTONE

“Limestone is a soft and rounded natural shade which will work beautifully alongside organic textures and primitive materials.”
Anna Starmer



2 Slot Toaster

4 Slot Toaster

1.7L Kettle



Image credit to Anna Starmer

DESERT

“A shade taken from the south, the natural colour of earth, homes in Africa and the warming colours of Tuscan terracotta.”
Anna Starmer



2 Slot Toaster



4 Slot Toaster



1.7L Kettle



Image credit to Anna Starmer

EUCALYPTUS

“A gentle, softened shade of green with just a touch of grey. Like a dusted eucalyptus leaf, or a softened, powdery cactus.”
Anna Starmer



2 Slot Toaster



4 Slot Toaster



1.7L Kettle



Image credit to Anna Starmer




Image credit to Anna Starmer

Classic

TOASTERS

Hand built in the UK since the 1950s, the Classic Toaster has earned its place as a kitchen essential. Featuring a host of useful attributes, repairable parts and the unique **PROHEAT** element.



BENEFITS OF THE PROHEAT ELEMENT

PROTECTIVE COVERING

- The durable protective film keeps the filaments clean and makes our **PROHEAT** elements virtually unbreakable.

EVEN TOASTING

- No element has as many 'winds per square cm' as Dualit's **PROHEAT** element – this makes for the most evenly toasted bread.

REPLACEABLE ELEMENTS

- **PROHEAT** elements are replaceable to ensure minimal disruption to service.

OTHER KEY FEATURES

CONTROL

- Energy-efficient slot selector control allows you to only toast what you need
- Mechanical timer allows you to control your browning preferences
- Defrost setting gently warms frozen bread ready for toasting

MANUAL EJECTOR

- Manually operated ejector lever lets you check bread whilst toasting without interrupting the cycle
- Keep bread warm in the toaster until you are ready for breakfast

SUSTAINABLE

- Strong, durable parts that are repairable or replaceable for longevity and reliability

VERSATILE

- Optional sandwich cages to make toasted sandwiches
- Optional warming rack to heat a variety of bread including buns, croissants and pitta



2 Slot Toaster



3 Slot Toaster



4 Slot Toaster



6 Slot Toaster



Combi 2+1*



Combi 2x2*

* Includes Sandwich Cage

Classic

TOASTER COLOURS

WHAT'S YOUR COLOUR?

Our palette of Classic Toaster colours range from bold accents and sophisticated metallics to calm pastels.



Polished



Copper



Brass



Metallic Charcoal



Canvas White



Mint Green



Petal Pink



Metallic Silver



Glacier Blue



Porcelain



Red



White



Black



Evergreen



Desert



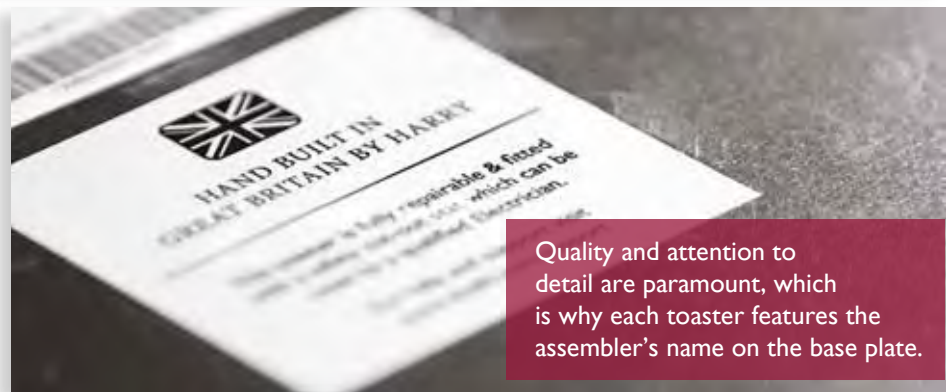
Limestone



Eucalyptus



We are proud that every Classic Toaster is **HANDMADE IN THE UK** by our skilled craftsmen



Quality and attention to detail are paramount, which is why each toaster features the assembler's name on the base plate.



MASTER YOUR TOASTING SKILLS WITH OUR

SANDWICH CAGE

APPLE, BANANA AND CINNAMON BRIOCHE TOASTIE


Makes 4 toasties

- 8 slices of brioche loaf
- 2 Apples
- 1 Banana
- Juice of 1 lemon
- 2 teaspoons of ground cinnamon
- Icing sugar to dust

1. Peel and core the apples then slice into large chunks.
2. Peel and slice the banana.
3. Blend the apple, banana, cinnamon and lemon juice for 10-20 seconds to form the toastie filling (the mixture does not need to be completely smooth).
4. Take one slice of brioche and place on the sandwich cage, spread with a generous amount of the mixture.
5. Cover with a second slice of brioche, close the cage and place in the toaster.
6. Toast for 2 mins or until golden brown. Remove from the toaster and sift icing sugar over the toastie.

Classic

ACCESSORIES



SANDWICH CAGE

The Sandwich Cage is perfect for toasted sandwiches as well as lifting and toasting small items such as crumpets, teacakes, brioche and muffins.*

*For Classic toasters made after the year 2000 only.



WARMING RACK

The Warming Rack sits on top of the Classic Toaster and will gently heat a variety of bread products including croissants, pitta, scones and buns.



Classic

KETTLE



The multi-patented Classic Kettle features a ground-breaking replaceable element that lengthens the lifespan considerably, whilst the Whisper Boil™ drastically reduces unwanted boiling noise.



1.7L Kettle



Polished



Eucalyptus



Desert



Limestone



Evergreen



Powder



Feather



Shadow




Porcelain



Copper



Brass



NON-DRIP SPOUT

Precision engineered spout prevents water dripping onto your kettle or work surface



DUAL BPA FREE WINDOWS

One side measures water in cups, the other in litres



ERGONOMIC SILICON GRIP HANDLE

High quality stainless steel with a silicon grip for comfort

DURABLE HINGED LID

For our trademark longevity and reliability, with heatproof ring and finger guard

PATENTED REPAIRABLE ELEMENT

Fitted with a revolutionary patented replaceable element

PATENTED WHISPER BOIL™

Awarded the Quiet Mark for its low volume boiling

PATENTED ANTI-WOBBLE FOOT

For increased stability on work surfaces while boiling



Watch the video at

[DUALIT.COM/CLASSIC-KETTLE](https://dualit.com/classic-kettle)



domus™

RANGE

With soft curves, a satisfyingly symmetrical design and striking solid body colours, the Domus range offers exceptional quality and performance. Meticulously designed by our UK engineering team so every detail fulfils a purpose, aesthetically and functionally.



Grey



White



TOASTERS



2 Slot Toaster



4 Slot Toaster

TOASTS TO THE EDGE

Extra big slots that hold large slices of bread up to 14cm long*, including “toastie” style loaves.

*When placed sideways in the slots.

PATENTED PERFECT TOAST TECHNOLOGY

Calculates the temperature of your toaster and surroundings to derive the precise toasting time.

PATENTED PEEK & POP®

Check on your toast without interrupting the timer.



ACCESSORY



Sandwich Cage



Watch the video at
[DUALIT.COM/DOMUS](https://dualit.com/domus)

KETTLE



1.5L Kettle

PATENTED SURE POUR®

Unique and smooth pouring action with anti-drip spout.

RAPID BOIL

Powerful element brings water to boiling point super fast.

DUAL MEASURING WINDOWS

One side features a cup level indicator, while the other side measures water in litres.



ARCHITECT

RANGE

Blending technical and practical elements with a striking aesthetic, the Architect range has been designed for the modern kitchen and has a distinctive, contemporary look. Interchangeable colour panels are available, for when you want to update your kitchen or simply need a change.



Canvas Trim/
Polished Body



Black Trim/
Polished Body



Grey Trim/
Polished Body



Black Trim/
Brushed Body



See p22 for the Interchangeable Colour Panels

TOASTERS



2 Slot Toaster



4 Slot Toaster

PATENTED PEEK & POP®

Check on your toast by manually lifting the lever, without interrupting the toasting cycle.

BAGEL & DEFROST

Tackles bagels or buns effortlessly and defrosts straight from the freezer.

EXTRA WIDE SLOTS

36mm slots accommodate thicker slices and tasty toasties with the Sandwich Cage.



ACCESSORY



Sandwich Cage



Watch the video to inspire your next colour
[DUALIT.COM/ARCHITECT](https://dualit.com/architect)

KETTLE



1.5L Kettle

PATENTED PURE POUR® SPOUT

Unique drip resistant pouring prevents any water from dripping onto your kettle or work surface.

RAPID BOIL

Our powerful 2.3kW element brings water to boiling point super fast.

ILLUMINATED WINDOW

Our cup level indicator window lights up a deliciously cool blue whilst boiling.



ARCHITECT

INTERCHANGEABLE COLOUR PANELS

Transform your Architect Toaster and Kettle as often as you like with interchangeable colour panels



Toaster Panel Pack



Kettle Panel Pack



Feather



Porcelain



Shadow



Copper




Powder



The Architect range offers no-compromise quality, flexibility and style. Select and swap shades for your toaster and kettle according to your mood. For house moves, renovations, or even just your latest colour craving.

All panels exclusive to DUALIT.COM

KITMILES



Toaster Panel Pack



Kettle Panel Pack



Toaster Panel Pack



Kettle Panel Pack



LITE

RANGE

Boasting classic styling with a contemporary gloss finish, the ever-popular Lite range is thoughtfully designed with practical features.



Grey



White



Black



Cream



Red



Canvas White



TOASTERS



2 Slot Toaster



4 Slot Toaster



Long Slot Toaster
(Available in black only)

PATENTED PERFECT TOAST TECHNOLOGY

Calculates the temperature of your toaster and surroundings to derive the precise toasting time.

PATENTED PEEK & POP®

Check on your toast by manually lifting the lever, without interrupting the toasting cycle.

EXTRA WIDE SLOTS

36mm slots accommodate thicker slices and terrific toasties with the Sandwich Cage.

BAGEL & DEFROST

Tackles bagels or buns effortlessly and defrosts straight from the freezer.

ACCESSORY



Sandwich Cage



Watch the video at
DUALIT.COM/LITE

LITE

KETTLES



1.0L Kettle



1.5L Kettle

As stylish as it is functional, Dualit's Lite Jug Kettle offers an easy to use, upright format kettle with a smooth pouring action. With handy measuring windows in cups and litres, you'll always boil just the right amount, even down to just one cup and the powerful element ensures it will boil quickly.

DOME

KETTLES



1.7L Kettle



2.0L Kettle

A traditionally shaped kettle with modern functionality, the Dome Kettle has a sleek, stainless steel body with heatproof, ergonomically designed handle. Featuring a cup size measuring window and powerful element.

STUDIO[®]

••• BY DUALIT •••

RANGE

The Studio by Dualit[®] range is perfect for customers who are looking for stylish modern designs and innovative technology at an affordable price. The kettles and toasters have a sleek, gloss finish that frames a matte, micro-textured, dotted pattern for an eye-catching contrast.



White/
Grey



Black/
Polished Trim



TOASTER



2 Slot Toaster

FEATURES

- Reheat and defrost settings
- A concealed, removable crumb tray for easy cleaning

KETTLE



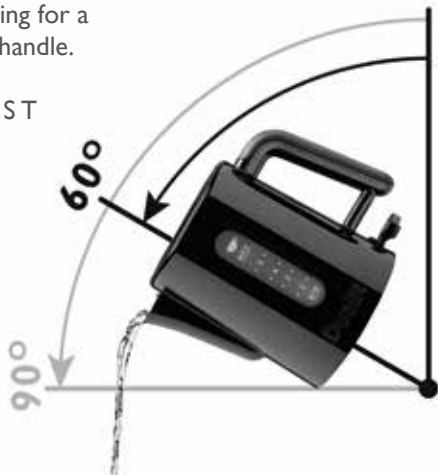
1.5L Kettle

PATENTED SURE POUR

This revolutionary feature combines an easy-grip handle, precision engineered non-drip spout and lightweight polymer construction with low pouring angle ideal for anyone looking for a kettle that is easy to handle.

NEUTRAL WRIST ACTION

A reduced pouring angle of just 60° compared to a market maximum of 92°.



BUNDLE PACK

















2 Slot Toaster & 1.5L Kettle







Featuring a two slice toaster and matching Studio by Dualit® Kettle at a great value price. Stainless steel accents against a gloss black body give the Studio by Dualit bundle a modern, premium look.



CHOOSE YOUR TOASTER

		Capacity	Colour Options	Power (kW)	Dimensions W x D x H (cm)	Weight (Kg)	Slices per hour
CLASSIC		2 Slot	Polished, Desert, Eucalyptus, Limestone, Evergreen, Porcelain, Copper, Brass, Black, Red, White, Canvas White, Utility Cream, Metallic Charcoal, Petal Pink, Mint Green, Glacier Blue	1.2	26 x 21 x 22	3.5	80
		3 Slot	Polished, Black, White, Metallic Silver, Red, Metallic Charcoal, Utility Cream, Azure Blue	1.7	31 x 21 x 22	4.0	120
		4 Slot	Polished, Desert, Eucalyptus, Limestone, Evergreen, Porcelain, Copper, Brass, Black, Red, White, Canvas White, Utility Cream, Metallic Charcoal, Petal Pink, Mint Green, Glacier Blue	2.2	36 x 21 x 22	4.2	160
		6 Slot	Polished, Black, White, Metallic Silver, Red, Charcoal	3.0	46 x 21 x 22	5.1	240
		Combi 2+1	Polished, Black, White, Metallic Silver, Red	1.7	31 x 21 x 22	4.0	120
		Combi 2x2	Polished, Black, White, Canvas White, Metallic Silver, Green	2.2	36 x 21 x 22	4.5	160
DOMUS		2 Slot	Grey, White, Porcelain	1.2	29 x 18 x 21	2.2	60
		4 Slot	Grey, White	2.3	29 x 29 x 21	3.3	100
ARCHITECT		2 Slot	Canvas Trim/Polished Body, Black Trim/Brushed Body, Grey Trim/Polished Body	1.2	29 x 17 x 21	2.0	60
		4 Slot	Canvas Trim/Polished Body, Black Trim/Brushed Body, Grey Trim/Polished Body	2.2	29 x 28 x 21	3.2	120
LITE		2 Slot	Grey, Canvas White, Black Gloss, Cream Gloss, White, Red	1.1	17 x 27 x 20	1.7	60
		4 Slot	Grey, Canvas White, Black Gloss, Cream Gloss, Red, White	2.0	28 x 31 x 20	2.6	120
		2 Slot Long	Black	2.0	17 x 40 x 20	2.5	120
STUDIO		2 Slot	White/Grey, Black/Polished Trim	1.2	18 x 27 x 20	1.5	50

CHOOSE YOUR KETTLE

		Capacity	Colour Options	Power (kW)	Dimensions W x D x H (cm)	Weight (Kg)	Output per hour (Litre)
CLASSIC		1.7	Polished, Shadow, Evergreen, Limestone, Desert, Eucalyptus, Feather, Brass, Powder, Copper, Porcelain	3.0	24 x 15 x 28	1.6	26
DOMUS		1.5	Porcelain, Grey, White	3.0	24 x 16 x 23	1.3	26
ARCHITECT		1.5	Canvas Trim/Polished Body, Black Trim/Polished Body, Grey Trim/Polished Body	2.3	22 x 14 x 24	1.4	25
LITE		1.0	Black, Canvas White	2.0	20 x 16 x 23	0.9	15
		1.5	White, Grey, Red, Canvas White, Cream, Black	2.3*	25 x 18 x 22	1.3	22
DOVE		1.7	Black	3.0	25 x 21 x 26	1.3	25
		2.0	Black, Cream	3.0	25 x 21 x 28	1.3	29
STUDIO		1.5	White/Grey, Black/Polished Trim	2.4	25 x 16 x 22	1.0	21

*3kW Jug Kettle also available

	Proheat elements	Replaceable parts	All metal body	Concealed crumb tray	Peek & Pop®	Defrost setting	Bagel setting	Accessories (optional extra)
	●	●	●	●	●	●	NewGen	Sandwich Cage & Warming Rack
	●	●	●	●	●	●	○	
	●	●	●	●	●	●	NewGen	
	●	●	●	●	●	●	○	
	●	●	●	●	●	●	○	1 x Sandwich Cage (included)
	●	●	●	●	●	●	○	2 x Sandwich Cage (included)
	○	○	○	●	●	●	●	Sandwich Cage
	○	○	○	●	●	●	●	
	○	○	○	●	●	●	●	Sandwich Cage & Colour Panels
	○	○	○	●	●	●	●	
	○	○	○	●	●	●	●	Sandwich Cage
	○	○	○	●	●	●	●	
	○	○	○	●	●	●	●	Warming Rack (included)
	○	○	○	●	○	●	○	

	Rapid Boil	Boil Dry	Water Filter	Cup Level Indicators	Non Drip Spout	Concealed Element	Illuminated Window	Accessories (optional extra)
	●	●	●	●	●	●	○	
	●	●	●	●	●	●	●	
	●	●	●	●	●	●	●	Colour Panels
	●	●	●	●	●	●	○	
	●	●	●	●	●	●	○	
	●	●	●	●	●	●	○	
	●	●	●	●	●	●	○	
	●	●	●	●	●	●	○	

● Yes ○ No Products and colours correct at time of print



THE EXCEPTIONAL TASTE *of quality*

COFFEE & TEA COLLECTION

Discover our new range of recyclable Aluminium Capsules, with fresh new flavours to excite your taste buds. Our patented capsules, Compostable Coffee Bags, One Cup Filter Coffees and ESE Pods provide the perfect solution for mess-free convenience and deliver great taste in as little as two minutes.

Dualit's capsules and pods are sealed with premium coffee beans and tea leaves from around the world.

PRIVATE LABEL

We manufacture the full Dualit coffee collection in the UK and Ireland and have fulfilled private label requirements for many well-known retailers. Our manufacturing capabilities give us the knowledge and experience to offer retailers and brand owners advice on any associated risks. Our onsite production facilities allow our engineers to react rapidly to any Nespresso[®]* technical developments as well as to increased demand and any product development that requires testing on production machinery. Fairtrade, organic and Soil Association accredited coffees are available on request.

*Suitable for Nespresso[®] drop through capsule machines, excluding professional machines and 'built-in' models. Nespresso[®] trademark is owned by Société des Produits Nestlé S.A. Coffee is Fairtrade certified, traded, audited and sourced from Fairtrade producers, total 100%. For more visit info.fairtrade.net/sourcing



Aluminium

CAPSULES

Compatible* with Nespresso® machines, Dualit's new, sustainable capsule range is made of aluminium, an infinitely recyclable material that is widely accepted by local authority recycling collections. Available in four luxury Fairtrade blends, the new, smaller box size takes up less space in your cupboard and helps to reduce our CO² footprint.

RECYCLING MADE EASY WITH ECOPRESS™

Dualit's new EcoPress™ Aluminium Capsule Recycler makes it easy to recycle your used aluminium capsules. The ingenious, handheld EcoPress™ removes coffee grounds from capsules so they can be rinsed and added to your household recycling bin, ready for recycling. The used coffee can be composted or put in your food waste bin. Compatible with all brands of aluminium coffee capsules, the EcoPress™ is a kitchen essential for coffee drinkers everywhere.

 Watch the video
[DUALIT.COM/CAPSULES](https://www.dualit.com/capsules)

*Suitable for Nespresso® drop through capsule machines, excluding professional machines and 'built-in' models. Nespresso® trademark is owned by Société des Produits Nestlé S.A. Coffee is Fairtrade certified, traded, audited and sourced from Fairtrade producers, total 100%. For more visit info.fairtrade.net/sourcing



RISTRETTO

Ristretto boasts a strong chocolate flavour that is sweet yet creamy, with nutty hints and a finish of buttery, floral caramel.

ACIDITY	● ● ● ○ ○
BODY	● ● ● ● ●
ROAST	● ● ● ● ●
FINISH	● ● ● ● ●



STRENGTH: 10		DARK ROAST	
 RISTRETTO	 ESPRESSO	 CAPPUCCINO	 LATTE



LUNGO AMERICANO

Our medium strength Lungo is perfect for an espresso or Americano, exuding notes of rich cereal, treacle and a dried fruit finish.



STRENGTH: 7		MEDIUM ROAST	
RISTRETTO	LUNGO	AMERICANO	LATTE



INTENSE

Strong and full-bodied, Intense has notes of fresh roasted nuts and molasses with an indulgent dark chocolate finish.




STRENGTH: 9		DARK ROAST	
RISTRETTO	ESPRESSO	CAPPUCCINO	LATTE



DECAF BLEND

Our signature Decaf delivers a sweet fruity twist with inviting hints of cinnamon and a refreshing touch of zesty clove to finish.



STRENGTH: 6		MEDIUM ROAST	
RISTRETTO	AMERICANO	CAPPUCCINO	LATTE



Compostable

CAPSULES

Helping the environment one espresso at a time with our compostable⁺ capsules, is the Dualit and Nespresso[®] compatible* BIOPOD[®]. The capsules are made from natural materials and can be broken down through composting⁺. Discover the premium quality, rich flavours and enticing aromas of two single origin coffees and a new, organic blend in an environmentally friendly capsule.



⁺Suitable for industrial composting through authorised food waste collection schemes.

^{*}Suitable for drop through machines only. Excluding professional machines and 'built in' models.

Nespresso[®] trademark is owned by Société des Produits Nestlé S.A.

Coffee is Fairtrade certified, traded, audited and sourced from Fairtrade producers, total 100%. For more visit info.fairtrade.net/sourcing

INDIAN MONSOON

Sourced from small community co-operative farms in Southern India, where profits are reinvested back into the community. Uniquely intense with notes of fresh toast, treacle and dark cocoa with a subtle spicy finish. Single Origin.



STRENGTH: 9		DARK ROAST	
 RISTRETTO	 ESPRESSO	 CAPPUCCINO	 LATTE



SUMATRA MANDHELING

Sourced from small farms in the Gayo Highlands of Sumatra. This 100% Arabica coffee is full bodied yet creamy, with notes of velvety milk chocolate, tropical fruits and a malty sweet finish. Single Origin.



STRENGTH: 8		MEDIUM ROAST	
 RISTRETTO	 ESPRESSO	 CAPPUCCINO	 LATTE



ORGANIC ETHIOPIAN & COLOMBIAN

Our Ethiopian and Colombian blend is Fairtrade approved and made from beans grown in high altitude farms, from locations known for their luxury coffee. A fresh and juicy blend with a delicate vanilla sweetness, orange-like acidity and a pleasant, nutty finish.



STRENGTH: 7		MEDIUM ROAST	
 RISTRETTO	 ESPRESSO	 CAPPUCCINO	 LATTE



NX[®]

COFFEE CAPSULES



MADE IN THE UK



Dualit's patented capsules are hermetically sealed to retain the freshness and exceptional taste of the coffee inside. Compatible with both Dualit and Nespresso[®]* coffee machines, NX[®] capsules are available in four Fairtrade blends, plus a new, Soil Association approved organic blend.

*Nespresso[®] trademark is owned by Société des Produits Nestlé S.A. Coffee is Fairtrade certified, traded, audited and sourced from Fairtrade producers, total 100%. For more visit info.fairtrade.net/sourcing



INTENSE ESPRESSO

Our strong and full bodied Intense Espresso has notes of roasted nuts, molasses and an indulgent dark chocolate finish.



LUNGO AMERICANO

Our medium strength Lungo is perfect for an espresso or Americano, excluding notes of rich cereal, treacle and a dried fruit finish.



STRENGTH: 10

DARK ROAST



STRENGTH: 7

MEDIUM ROAST



ORGANIC ETHIOPIAN & COLOMBIAN

A fresh and juicy blend with a delicate vanilla sweetness, orange-like acidity and a pleasant, nutty finish.



DECAF ESPRESSO

Our Decaf Espresso delivers delicate strength with notes of sweet, nutty caramel and soft citrus sharpness.



STRENGTH: 7

MEDIUM ROAST



STRENGTH: 6

MEDIUM ROAST



ESE

COFFEE PODS

FOR DUALIT & ALL ESE
COMPATIBLE MACHINES

Each ESE Pod is perfectly dosed and tamped with 7g of freshly roasted ground coffee, carefully enclosed in filter paper. Mess free and easy to use, enjoy the smooth taste and rich aroma of an unmistakable espresso.



MADE IN THE UK



MILANO DARK ROAST

STRENGTH: 5

Prepared from a pure blend of Arabicas. Milano Dark Roast provides a shot of intense flavour.



SIGNATURE ESPRESSO

STRENGTH: 4

For the perfect espresso, combining Arabica beans with just a touch of Robusta. Signature Espresso is a strong bodied and delicious, liquid velvet coffee.



PARISIENNE EVENING BLEND

STRENGTH: 3

A well-balanced after dinner coffee, combining only the finest Arabica and Robusta beans. Perfect for rounding off an evening's entertaining.



NEW YORK BREAKFAST BLEND

STRENGTH: 4

Perfect for that first morning coffee, New York Breakfast Blend is a medium dark roast made from 100% Arabica beans.



PARISIENNE EVENING BLEND

STRENGTH: 3

This blend of decaffeinated Arabica and Robusta beans combine to create a luxuriously silky coffee that can be enjoyed at any time of the day.

Compostable⁺

COFFEE BAGS

If you love the taste of Cafetière or Filter Coffee but not the time it takes to make it, then Dualit's Coffee Bags are for you.

Holding an individual serving of pure ground coffee and brewed in as little as one minute, all you need to make a barista style coffee is your kettle and favourite mug.

Dualit's Coffee Bags are made with the highest quality, hand selected beans and use recyclable and compostable materials. Crafted by our Master Roaster in our small batch roastery in the heart of West Sussex.



SIMPLE, FRESH & MESS FREE

You can now brew a luxurious cup of coffee that won't leave any mess in your kitchen. To retain the coffee's freshness and that 'just roasted' aroma, Dualit's Coffee Bags are individually wrapped and sealed.



GREAT TASTING COFFEE IN 2 MINUTES

Watch the patented **Bloom Technology** inflate the Coffee Bag. The asymmetric design leaves the coffee immersed instantly to extract maximum flavour fast.



BIG ON TASTE BUT SMALL ON WASTE

Dualit's Coffee Bags are 100% compostable⁺, simply pop the Coffee Bag and Sachet into your food waste bin and let your authorised council collection scheme do the rest.



INTENSE COFFEE

Strong and full-bodied Intense has notes of roasted nuts and molasses with an indulgent dark chocolate finish.



STRENGTH: 9

DARK ROAST



LUNGO AMERICANO

Our medium strength Lungo is perfect for a smooth Americano, exuding notes of rich cereal, treacle and a dried fruit finish.



STRENGTH: 7

MEDIUM ROAST



SUMATRA MANDHELING

This bold yet creamy single origin has notes of velvety milk chocolate and tropical fruits with a malty, sweet finish.



STRENGTH: 8

MEDIUM ROAST



DECAF BLEND

Our signature Decaf delivers a sweet fruity twist with inviting hints of cinnamon and a refreshing touch of zesty clove to finish.



STRENGTH: 6

MEDIUM ROAST

DIRECTIONS FOR USE

- Remove bag from sachet and place in mug
- Slowly add freshly boiled water, do not overfill
- Stir and squeeze bag gently
- Brew 1-2 mins (less for weaker, longer for stronger)
- Stir, squeeze bag, remove and enjoy
- Dispose of coffee bag and sachet in food waste bin

+Suitable for industrial composting through authorised food waste collection schemes.
Coffee is Fairtrade certified, traded, audited and sourced from Fairtrade producers, total 100%. For more visit info.fairtrade.net/sourcing

One Cup

FILTER COFFEES

If you love the taste and aroma of freshly filtered ground coffee, you can now make one quickly and easily in the comfort of your own home with One Cup Filter Coffees from Dualit.

Individually wrapped for freshness, each 7.5g filter contains fresh coffee ready for brewing straight in your mug; just add water. With no Cafetière or filter machines needed, your coffee will be ready in minutes leaving nothing to wash up except your mug.

Dualit's One Cup Filter Coffees save you time without compromising on quality.



EASY TO USE DESIGN

The filter arms sit neatly over the side of your mug. The design allows the water to drip slowly through the coffee grounds, extracting the full-bodied flavour of the coffee.



PROPER COFFEE WITHOUT THE FUSS

Enjoy the taste of ground coffee expertly roasted but with the ease of making it in an instant.



FRESH EACH TIME

Each One Cup Filter is individually wrapped and sealed. This ensures the ground coffee stays fresh, aromatics are not diminished and the coffee's 'just roasted' taste is retained.



INTENSE COFFEE

Strong and full-bodied, Intense has notes of roasted nuts and molasses with an indulgent dark chocolate finish.



STRENGTH: 9

DARK ROAST



LUNGO AMERICANO

Our medium strength Lungo is perfect for a smooth Americano, exuding notes of rich cereal, treacle and a dried fruit finish.



STRENGTH: 7

MEDIUM ROAST



SUMATRA MANDHELING

This bold yet creamy single origin has notes of velvety milk chocolate and tropical fruits with a malty, sweet finish.



STRENGTH: 8

MEDIUM ROAST



DECAF BLEND

Our signature Decaf delivers a sweet fruity twist with inviting hints of cinnamon and a refreshing touch of zesty clove to finish.



STRENGTH: 6

MEDIUM ROAST

DIRECTIONS FOR USE

1. Shake bag and tear off top
2. Unfold arms and attach to mug
3. Slowly add freshly boiled water, do not overfill
4. Brew 1-2 mins (less for weaker, longer for stronger)
5. Gently remove bag and enjoy
6. Don't forget to recycle cardboard box

Coffee is Fairtrade certified, traded, audited and sourced from Fairtrade producers, total 100%. For more visit info.fairtrade.net/sourcing

Dualit®

Fine Tea

DUALIT AND NESPRESSO® COMPATIBLE* CAPSULES

Introducing our revolutionary, multi-patented tea capsules. Dualit and Nespresso®* machine owners can enjoy a range of exceptional tea blends and infusions sourced from the finest gardens.

Dualit's taste-boosting breakthrough extracts an explosion of flavour in seconds due to patented capsule technology. Enjoy tea in seconds; mess-free and perfect everytime.



MADE IN THE UK



ENGLISH BREAKFAST

Awaken your senses with its bright golden colour, exceptionally luxurious and smooth taste.



BLACKCURRANT INFUSION

An irresistible, velvety infusion bursting with lively fruit flavours that is naturally caffeine free.



EARL GREY

A quintessential British premium blend of black tea; a delicate yet distinctive and aromatic flavour with zesty bergamot.



PEPPERMINT INFUSION

Made from 100% peppermint leaves, this tea is both soothing and uplifting with unparalleled freshness.



GREEN TEA

Naturally pure & delicious tea, brewed in seconds. This light, smooth, clean-tasting tea is rich in antioxidants with a superior flavour.



*Suitable for Nespresso® drop through capsule machines, excluding professional machines and 'built-in' models. Nespresso® trademark is owned by Société des Produits Nestlé S.A.



Dualit® CAFÉ

CLUB

EASY RE-ORDERING
GREAT TASTING REWARDS
BE INSPIRED



SIP YOUR WAY TO FREE COFFEE & TEA
JOIN AT [DUALIT.COM/CAFECUB](https://dualit.com/cafeclub)

Understanding

YOUR COFFEE OPTIONS



ESPRESSO



LUNGO



CAFFÈ AMERICANO



CAPPUCCINO



CAFFÈ LATTE



espress-auto

Dualit

Coffee shop IN YOUR KITCHEN

BEVERAGE MACHINE COLLECTION

Our range of coffee machines and barista tools will make you café quality beverages at home.

Whether you want to whip up a latte in a hurry or take your time to enjoy a leisurely brew, browse our products to find the right machine for you.



Bean to Go

COFFEE MACHINE



Create your coffee shop favourites at home at the touch of a button with Dualit's Bean to Go Machine.

Just before extraction, the beans are ground to your chosen preference then mixed with just the right amount of water to release the full aroma, guaranteeing a fresh, authentic taste.

PERFECTLY TEXTURISED MILK

Create hot and frothed milk for a menu of coffee drinks and even hot chocolate with the simple and easy to use steaming wand.

FAST AND EFFICIENT

With a 40 second start-up, 'Speed' mode for a faster grind to extraction cycle and 'one touch' buttons for selecting drinks, achieving professional standard coffee is easier and faster than ever.

EASY TO CLEAN

Removable drip trays, grind container and infuser makes cleaning easy. An auto-flush and descale function will help keep your machine working at its best.

 Watch the video at [DUALIT.COM/BEANTOGO](https://dualit.com/beantogo)



- Five adjustable grind settings
- Espresso, lungo and double shot options
- Double shot button grinds & extracts twice
- Pre-brewing infusion
- Steam wand froths milk & dispenses hot water
- Fast, powerful thermobloc heating system
- Stylish, compact design
- Speed Mode and energy saving ECO Mode
- Buttons can be operated with wet hands
- Adjustable coffee nozzle
- Programmable dosing memory
- Auto-flushes before every use
- Sealed bean hopper to lock in flavour
- Descal function with warning light
- 1.2L water tank
- 1235-1470W
- 19 bar pump



espress-auto™

COFFEE & TEA MACHINE



Dualit's Espress-auto Coffee and Tea Machine is a unique multi-brew system that extracts the precise measure for the perfect espresso, dual serve espresso, lungo or cup of tea at the touch of a button.

TEAVOLUTION™


Dedicated tea button that boosts the water to optimum brewing temperature for those who like it extra hot.

EXTRACTS AT THE TOUCH OF A BUTTON

Intuitive beverage machine with automatic dose control. Your touch button barista also has a programmable dosing memory that recalls the size of your favourite cup.

PATENTED PURE POUR®

With Dualit's patented Pure Pour® technology, coffee connoisseurs become instant baristas. Watch the smooth streams of coffee create the perfect crema.



TEMPERATURE ADJUSTMENT

Manual temperature reduction option ideal for Dualit's Fine Green Tea or Infusions range.

THERMOBLOC HEATING SYSTEM

Works like a combi-boiler to provide hot water and steam on demand, for continuous cappuccinos. The result? Less waiting time, more drinking time.



Watch the video at
DUALIT.COM/ESPRESS-AUTO

ALSO INCLUDES

- Automatic dose control with programmable memory
- 19 BAR pump
- Extra large 1.5L removable water reservoir
- Automatic temperature adjustment when switching from steam to extraction
- Extra height for larger cups
- Easy to clean milk frothing nozzle
- Cup warming plate
- Removable non-slip drip tray
- Stainless steel Frothing Jug included
- Auto off after 30 minutes



3 in 1

COFFEE MACHINE



Grey



Polished

The groundbreaking Dualit 3 in 1 Coffee Machine makes you an at-home barista, producing coffee shop quality lattes, cappuccinos and espressos from your very own kitchen! Unique to the market, Dualit's patented multi-brew system offers the freedom to choose from Dualit's range of patented coffee capsules and Fine Tea Capsules, Nespresso® Capsules, ESE Pods and ground coffee.



Watch the video at
[DUALIT.COM/COFFEE-MACHINE](https://dualit.com/coffee-machine)



ALSO INCLUDES

- Unique multi brew system
- Patented Pure Pour®
- Ultrafast thermobloc heating system - ready in only 45 seconds (approx)
- 15 BAR pump
- Extra large 1.5L removable water reservoir
- Automatic temperature adjustment when switching from steam to extraction
- Manual control
- Extra height for larger cups
- Easy to clean milk frothing nozzle
- Cup warming plate
- Removable non-slip drip tray

KEY FEATURES

Ground coffee holder



Patented capsule holder



ESE coffee pods holder



Capsule Piercer:
Pierce Nespresso® capsules ready for use in your Dualit machine.



*Nespresso® trademark is owned by Société des Produits Nestlé S.A.

Dualit.



Café Plus

CAPSULE MACHINE



A compact yet elegant coffee and tea pod machine that is compatible with both Dualit and Nespresso®* capsules. Fast and easy to use, the Café Plus won't take up much space on your worktop and is operated by a simple, touch-button system.



INTELLIGENT CHOICE

Compatible with Dualit and Nespresso®* capsules, the Café Plus offers the choice of making coffee or tea. Purchase capsules online, on the high street or in supermarkets for ultimate convenience.

PRECISION EXTRACTION

Precise Dosing control - extracts the perfect measure of espresso, lungo, Americano or tea.
Programmable Memory - select more or less in your cup with programmable dosing memory.

TEAVOLUTION™

Dedicated tea button that boosts the water to optimum brewing temperature for those who like it extra hot.

- Compatible with Dualit Coffee Capsules and Fine Tea Capsules
- Compatible with Nespresso®* Capsules
- Ultra-fast thermobloc heating system (hot water on demand)
- 19 bar pump
- Precise, automatic dose control
- Programmable dosing memory
- Dedicated espresso and lungo settings
- Teavolution™, dedicated tea function with temperature boost
- Auto switch-off after 10 minutes
- 800ml removable water tank & lid
- Removable capsule basket & drip tray
- Descale warning light and descaling program
- Non-marking, non-slip rubber feet



*Nespresso® trademark is owned by Société des Produits Nestlé S.A.

Coffee

PERCOLATOR



Dualit's cordless Percolator is the perfect coffee machine for large parties. It provides up to 10 cups of coffee in just 10 minutes, and then keeps the rest hot and ready to drink for another 35 minutes. With on/off button functionality and automatic off after 45 minutes it's a kitchen must-have and stylish enough to take straight to the table.

QUICK AND SIMPLE

Making a hot drink could not be easier; Dualit's Percolator makes great coffee or tea producing up to 10 cups in just 10 minutes.

STAY WARM

The "Stay Warm" function keeps the coffee fresh, hot and ready to drink for another 35 minutes.

STYLISH LOOKS

Stylish enough to take straight to the table, perfect for that after dinner coffee when entertaining and for those lazy Sundays.

- Makes up to 10 cups
- 1.5 litre capacity
- 10 minute heat up time
- High quality, stainless steel body
- Heat proof handle and large, heatproof ball knob with finger guard
- Oversized non-drip spout
- Neon light turns orange while brewing and green when ready to drink
- Transparent lid allows you to monitor the strength of the coffee
- Compatible with ground coffee and tea bags
- Auto switch-off after 10 minutes




CONICAL *Burr*

COFFEE GRINDER



Dualit's conical coffee grinder produces consistently ground coffee and preserves the maximum aroma of the bean. This is only possible with a conical burr grinder which spins more slowly than other types of coffee grinders, minimising the clogging effect of oily or flavoured beans and producing less heat.



CONICAL BURR GRINDER

The powerful motor and gear reduction allow for a slower, cooler grind. This produces consistently ground coffee with maximum aroma.



PORTION CONTROL

Convenient dosing selector delivers only what you require each time, ensuring your beans are always freshly ground.



10 GRIND SETTINGS

Covers all your coffee equipment needs, whether coarse (for percolators and cafetieres), medium (for filter machines) or fine (for espresso makers)

Milk

FROTHER



The cordless Dualit Milk Frother produces hot milk, hot frothed milk or cold frothed milk in just two minutes.

It's perfect for making a latté, cappuccino, hot chocolate, milkshakes or simply livening up an instant coffee. A compact and invaluable addition to any kitchen, the milk frother is a great partner for all Dualit coffee machines.



Watch the video at
[DUALIT.COM/MILK-FROTHER](https://dualit.com/milk-frother)



- One-Touch Triple Function
- Patented dual speed motor
- Patented removable whisk
- Generous capacity: 500ml*
- Non-stick interior coating
- Automatic switch off
- Cordless convenience
- Non-slip rubber feet

* Maximum volume after heating cycle



ONE-TOUCH

The patented dual speed motor selects the right speed for your desired drink and quietly makes heated milk, frothed hot milk, or cold froth, all at a press of a button.



INGENIOUS DESIGN

The patented, removable whisk uses magnetism to give a fully sealed drive. Together with a completely smooth, non-stick interior, the Milk Frother is exceptionally easy to clean.



EASY TO USE

The stylish Milk Frother switches off automatically when it reaches the perfect temperature. For cordless convenience, your Milk Frother can be taken straight to the table.

Cino™

MILK STEAMER



The Dualit Cino™ Milk Steamer is dedicated to creating professionally frothed and steamed milk for hot drinks. With continuous frothed milk available, your hot drinks service will be faster and more efficient, as your coffee machine is free to concentrate on making espressos.

The Cino's sleek, stainless steel design will make it a stylish addition to your café, or even your own kitchen, for those who enjoy coffee shop style coffee at home.



- Freestanding, portable, compact unit
- Thermobloc element combined with a powerful pump for continuous steam
- 850ml tank capacity
- Descale function with advance warning light
- Purges after each use to reduce limescale build up
- Mains plugged unit
- Blue light indicator when ready
- Low water indicator flashes red
- Water filter replacement indicator
- Drip tray
- Includes milk frothing jug, thermometer and three water filters
- Replacement water filters available from dualit.com



Watch the video at
DUALIT.COM/CINO

MILK FROTHING JUG



Create coffee shop quality cappuccinos and velvety smooth lattes. The barista essential - all you need for the perfect finish to a great coffee. An ideal gift for any coffee lover.

BARISTA KIT



Milk Frothing Jug, Chocolate Shaker and Thermometer - everything you need to make your perfect coffee a work of art.

NX CAPSULE ADAPTER



Compatible with Dualit coffee capsules, this accessory is for use with Espresso and Dualit Coffee systems. Perfect for time-starved, no-compromise, need-it-now coffee drinkers.

Note: The NX Adaptor can only be used with Dualit NX capsules. For Aluminium Capsules you will need to use a Capsule Piercer.

CAPSULE PIERCING TOOL



If your Dualit machine is struggling to extract coffee from our capsules then Dualit's capsule piercer is exactly what you need. The blades in the piercing tool wake up Dualit Aluminium and Nespresso® coffee capsules to release the exceptionally fresh coffee ready for use in your Dualit coffee machines*. Please contact the customer service team on 01293 652 500 for your free capsule piercer*

*Espress-Auto, 3 in 1 Coffee Machine, Espresso and Xpress.

OSCAR BAGS



OSCAR Water Softening Bags are placed in your coffee machine's water tank and work to soften the water, reducing limescale build-up. Suitable for all Dualit pump espresso coffee machines with water tanks, each bag lasts for one year and is available from our website.

KILROCK DESCALER



Limescale is one of the leading causes of coffee machines breaking down. To reduce limescale build-up in your coffee machine, we recommend descaling at least once a month with Kilrock Espresso and Coffee Machine Descaler, available from our website.

NEW
PRODUCT

EcoPress™

ALUMINIUM CAPSULE RECYCLER

Dualit's new EcoPress™ Aluminium Capsule
Recycler makes it easy to recycle your
used aluminium capsules.



Watch the video at
DUALIT.COM

EcoPress™

ALUMINIUM CAPSULE RECYCLER

The ingenious, handheld EcoPress™ removes coffee grounds from capsules so they can be rinsed and added to your household recycling bin, ready for recycling. The used coffee can be composted or put in your food waste bin. Compatible with all brands of aluminium coffee capsules, the EcoPress™ is a kitchen essential for coffee drinkers everywhere.



SIMPLY EcoPress™ YOUR USED ALUMINIUM CAPSULES, RINSE AND POP IN YOUR RECYCLING BIN AT HOME*

- EcoPress™ offers a mess free solution to recycling used aluminium coffee capsules
- Unique to Dualit, the size of the pusher ensures the capsule is fully inverted
- There's no need for the couriers, plastic bags or landfill, with Dualit's EcoPress™ you can prepare your capsules and recycle at home
- The EcoPress™ bucket will hold the coffee grounds of up to 10 aluminium coffee capsules
- Dishwasher safe
- Eye-catching design
- Tough ABS construction

*Home recycling will differ based on your local council.





CHOOSE YOUR COFFEE MACHINE

		Colour Options	Power (kW)	Capacity (Litre)	Dimensions W x D x H (cm)	Weight (Kg)	Coffee Type		
							Capsules*	ESE	Ground
BEAN TO GO		Black/ Polished	1.47	1.2	18 x 42 x 34	8.3	○	○	●
ESPRESSO-AUTO		Black/ Polished	1.35	1.5	21 x 26 x 33	7.1	●	●	●
3-IN-1 COFFEE MACHINE		Grey, Polished	1.25	1.5	21 x 26 x 33	5.6	●	●	●
CAFÉ PLUS		Black/ Polished	0.90	0.8	11 x 37 x 25	3.3	●	○	○
COFFEE PERCOLATOR		Black/ Polished	0.90	1.5	17 x 21 x 29	1.4	○	○	●

* NX®, Fine Tea and Nespresso® capsules, please refer to individual machine manuals for compatibility.


Nespresso® is a registered trademark of Société des Produits Nestlé S.A.

CHOOSE YOUR MILK MACHINE

		Colour Options	Power (kW)	Capacity (Litre)	Dimensions W x D x H (cm)	Weight (Kg)	Approx heat up time (min)
MILK FROTHER		Black	0.5	500***	17 x 12 x 20	1.0	2 mins
CINO™ MILK STEAMER		Polished	1.45	850	14 x 31 x 34	5.6	1 min

*** Maximum volume after heating cycle

UNDERSTAND YOUR COFFEE GRINDER

		Colour Options	Power (kW)	Hopper Capacity (g)	Collector Capacity (g)	Dimensions W x D x H (cm)	Weight (Kg)
CONICAL BURR COFFEE GRINDER		Black/ Polished	0.15	250	220	15 x 19 x 28	1.8

	Bar Pressure	Heat Source	Cups Produced	Heat Up Time (Approx)	NX® Adapter	Pure Pour®	Automatic Purge	Milk Frother	Non Slip Mat
	19	Thermobloc	1	40 sec	○	○	●	●	○
	19	Thermobloc	1-2	45 sec	●	●	●	●	●
	15	Thermobloc	1-2	45 sec	●	●	●	●	●
	19	Thermobloc	1	40 sec				○	○
		Element	10-12	7-10 min brew					

	Frothing Process	Heated Milk	Hot Frothed Milk	Cold Frothed Milk	Non Stick	Auto Off	Cool Touch Body	Boil Dry
	Heat & Whisk	●	●	●	●	●	●	●
	Steam	●	●	○	○	○	●	○

	Grind Settings	Grinding Speed (RPM)	Conical Burr	Removable Burr	Safety Cut Out	Portion Control
	10	450	●	●	●	●

● Yes ○ No Products and colours correct at time of print



Cooking

ESSENTIALS

FOOD PREP COLLECTION

Blend, chop, mix, knead and bake – we've got it covered!
Eat well every day with our range of mixers, blenders
and mini oven. Make cooking easier so you can spend
more time enjoying your culinary creations.





BLENDER

If you find it hard to manage your “5 a day”, then creating delicious soups, smoothies and sauces is a simple way to increase your intake. The blender liquidises even the toughest fruits and vegetables to create the smoothest liquids packed with nutrients.



VORTECS® TECHNOLOGY

A multi-dimensional mix action makes for smoother smoothies. Two uniquely designed fins in the sides of the jar and a precision engineered, six-pronged blade create an irregular blending action that continually forces the ingredients down into the main chopping zone.

UNIQUE BLADE DESIGN

The horned blade spears larger items, the serrated blades pulverise solid ingredients and the dipped blades direct any smaller pieces back into the chopping zone for smoother results.

VERSATILE CONTROLS

7 controls include ice crush, two pulse settings and four pre-set speeds, each one perfectly adjusted for gentle mixing, consistent chopping, smooth puréeing or ultimate blitzing.

TOUGH AND LIGHT

A strong, chrome plated ABS body tough enough to stand up to the most challenging kitchen environment yet light enough to lift & put away should you need the space.

ICE CRUSH

From ice cubes to snow drifts in just 10 seconds. Specifically designed to blitz ice on impact, starting with one large pulse and continuing with several smaller pulses.

THIS BLENDER WILL MAKE:



Smoothies



Milkshakes



Cocktails



Sauces



Baby food



Soups



Batters



Dressings and Dips



Crushed ice



Frozen desserts and Mousses



HAND BLENDER

Want an all-round kitchen assistant that makes light work of everyday culinary tasks?

Dualit's 700W multi-tasker takes on chopping, pureeing and whisking with seamless speed. From saucy salsa to perfectly pureed baby food - you can even mix up mouth-watering meringues in a matter of moments. Dualit's Hand Blender combines ease of use with sleek styling and endless versatility. Includes the following:

1. BLENDING STICK AND JUG

- For heavy mixtures and solids.
- To create the smoothest soups, smoothies and baby food.



2. CHOPPING BOWL

- Chops everyday ingredients in seconds.
- Creates dressings, dips and sauces.



3. BALLOON WHISK

- Whips cream, egg whites and mixes cake batter.
- Creates the lightest sponges, meringues, soufflés and mousses.



If years of use eventually begin to take their toll, the Hand Mixer is repairable.



NUTRI-VORTECS

A six-pronged blade, internal fins and 700W of power, force ingredients into the chopping zone to create the smoothest mixtures. Fruit and vegetables are given a power blast that releases the nutrition locked inside the pulp, skin and seeds.



Turbo

Dualit

500
500 MAX

Dualit

Made in my Dualit



Bake Off™

HAND MIXER

With a 400W motor and four speed settings, Dualit's Hand Mixer is a true multi-tasker for the light baker.



Polished



Canvas



In keeping with Dualit's classic British styling that consumers have come to know and love, this Hand Mixer is not only sleek and stylish, but it is built with the very latest technology.

FLAT BEATERS

Perfect for mixing up cookie doughs, cake batters, liquids and creaming butter and sugar.



1. Flat Beaters



BALLOON WHISK

Use this for light and fluffy mixtures; whipping cream or whisking egg whites and meringues.



2. Balloon Whisk

DOUGH HOOKS

Mixes dough for bread and pastry with minimal effort at slow speed for the best results.




3. Dough Hooks

UNIQUE CORD TIDY

Small but perfectly formed with a retractable cord and cleverly designed integral plug storage, creating less clutter and ensuring storage is minimal.



Cord Tidy



If years of use eventually begin to take their toll, the Hand Mixer is repairable.



Mini Oven

18L CAPACITY



Polished


FAST HEAT-UP TIME

Heats to 180° in just three minutes and 230° in under five; perfect for when you need to be quick.

VERSATILE COOKING

Defrost, grill, bake and convection functions will help you extend your menu even if you're short on kitchen space.

ALSO INCLUDES



Wire shelf




9" Pizza pan



Grill pan & rack

Perfect for small kitchens, caravans and boats, cooking for one or additional oven space in a busy kitchen. Small in size but with a generous, 18 litre capacity. A generous internal capacity, double-glazed glass door, curved back to accommodate larger circular dishes, 3* minute heat-up time and versatile cooking functions, all make the Dualit mini oven an asset to any kitchen.

*from room temperature to 180°C




Bake off™

Preparing your own meals is so much easier with the right tools. Know exactly what is going into each bake, whether you're making a wholesome family dinner or a naughty sweet treat and save valuable time with your extra pair of "helping hands".



Get inspired with our recipe collection at
[DUALIT.COM/RECIPES](https://dualit.com/recipes)



UNDERSTAND YOUR BLENDER


		Colour Options	Power (kW)	Jug Capacity (Litre)	Dimensions W x D x H (cm)	Weight (Kg)
VORTECS® BLENDER		Black/ Polished	1.0	2.0	16 x 21 x 40	3.7

CHOOSE YOUR HAND BLENDER/MIXER

		Colour Options	Power (kW)	Capacity (Litre)		Dimensions W x D x H (cm)	Weight (Kg)	Anti-Suction
				Jug	Chopping Container			
VORTECS® HAND BLENDER		Polished	0.7	1.0	0.6	6 x 13 x 38	0.9	●
HAND MIXER		Polished, Canvas White	0.4			20 x 15 x 10	1.5	








* Excluding main body and gear box ** Food contact parts only




UNDERSTAND YOUR MINI OVEN

		Colour Options	Power (kW)	Dimensions W x D x H (cm)		Weight (Kg)
				External	Internal	
MINI OVEN		Polished	1.3	42 x 36 x 25	30 x 25 x 17	7.0

*from room temperature to 180°C

	Ice Crush	Auto Pulse	Frothless Juice	Variable Speed	Removable Blades	Safety Interlock System
	●	●	○	●	●	●

	Replacement Parts	BPA Free**	Anti Pan Scratch	Dishwasher Safe	Variable Speed	Accessories (included)			
						Blending Stick	Chopping Bowl	Balloon Whisk	Blending Jug
	●	●	●	●*	●				
	●			●**	●	Beaters 	Balloon Whisk 	Dough Hooks 	

	Heat Up (min)	Cooking Functions			Accessories (included)		
		Grill	Oven	Convection Oven	9" Pizza Pan	Grill Pan & Rack	Wire Shelf
	3+	●	●	●			

● Yes ○ No Products and colours correct at time of print



FOR THE
Commercial
KITCHEN

CATERING COLLECTION

Dualit understands the needs of professional chefs, restaurants, cafés, pubs, bars, hotels and B&Bs, and has developed innovative and easy to use products that can withstand the demands of a commercial environment.

From grills to soup kettles to conveyor, contact and traditional toasters, your kitchen will run efficiently with Dualit.

Classic

TOASTERS



MADE IN THE UK



2 Slot Toaster



3 Slot Toaster



4 Slot Toaster



6 Slot Toaster

Dualit's Toasters are a design icon. Built for commercial use, they have since won numerous consumer accolades and come in a range of variants, sizes and colours.

From the 2 Slot Toaster to the more specialised Sandwich, Combi and Bun toasters, they all share the same timeless styling, reliability and Dualit design features. Engineered to produce the best toast in the world, Dualit Classic Toasters are still built by hand in the UK, with the assembler's name on every base plate.



Colour options include:



Polished



White



Black

PROHEAT®

ELEMENT

PROTECTIVE COVERING

The durable protective film keeps the filaments clean and makes our **PROHEAT®** elements virtually unbreakable.

EVEN TOASTING

No element has as many 'winds per square cm' as Dualit's **PROHEAT®** element – this makes for the most evenly toasted bread.

REPLACEABLE ELEMENTS

PROHEAT® elements are replaceable to ensure minimal disruption to service.



SANDWICH TOASTERS



MADE IN THE UK



2 Slot Sandwich Toaster



4 Slot Sandwich Toaster

Colour options include:



Polished



White



Black

Dualit's Sandwich Toaster is specifically designed for the job in hand. Sandwich cages are included to enable continuous toastie making.

- Toasts at a rate of 40 rounds per hour (two slot) or 80 rounds an hour (four slot)
- Selector control for operating slots together or individually
- Mechanical timer
- Extra-wide 28mm slots and adjustable inner wire guards
- Adjustable rear foot for uneven surfaces



BUN TOASTERS



MADE IN THE UK



4 Slot Bun Toaster



6 Slot Bun Toaster

Colour options include:



Polished



White



Black

Dualit's Bun Toasters produce perfect buns, bagels and teacakes by toasting one side of the bun whilst warming the other.

- Manually operated ejector lever to keep items warm until needed and high lift mechanism to remove small items easily
- Selector control for operating slots together or individually
- Defrost setting and mechanical timer
- Extra-wide 28mm slots and adjustable inner wire to grip bread
- Adjustable rear foot to compensate for uneven surfaces

Catering

POP-UP TOASTER



Polished

The four slot Pop-Up Toaster combines the convenience of an automatic pop-up toaster with simple operation, reliability and the robustness of a commercial product.

Its stainless steel body has the build quality you would expect from Dualit, whilst the commercial-grade ProHeat elements are replaceable.

The intelligent browning system lets you set the browning control for your bread then auto-adjusts the time to ensure consistent browning from first to last slice. The spring-loaded slots centre the bread for even browning on both sides.



POP-UP

It couldn't be simpler; drop in the bread and lower the lever. The toast will automatically pop-up, browned to perfection, when ready.

REPLACEABLE PARTS

Designed for continual, day in, day out use. However, if wear and tear eventually take their toll, virtually every part can be replaced.

PROHEAT® ELEMENT

Unique ProHeat® elements have a protective armour plated layer covering the filament making them virtually unbreakable.

ELECTRONIC BROWNING CONTROL

Auto adjusts the time to ensure consistent browning

CONTROL COVER AVAILABLE

(optional extra)



Watch the video at
[DUALIT.COM/CATERING-TOASTERS](https://dualit.com/catering-toasters)

Conveyor

TOASTER



Brushed Stainless Steel

The 2 slice Conveyor Toaster works perfectly for larger catering establishments, producing up to 560 slices of white toast or 1,200 slices of thinner fruit loaf an hour. The Conveyor Toaster is versatile enough to toast bread as well as warm bagels and buns by switching off the top element.

The Conveyor Toaster also features a toast ramp to ensure toast, bagels and buns are removed smoothly and an anti-tamper guard so the toast setting dial can't be changed in buffet service.



POWERFUL INCOLOY ELEMENTS

Powered by Incoloy elements, the Conveyor Toaster is ready to use in just five minutes with the quick start procedure and will continue to heat up for 30 minutes until it reaches maximum heat.

FULL CONTROL

A bagel setting heats the bottom element only for toasting bread, buns and bagels on one side. Nine browning levels enable a wide range of bread types to be toasted to perfection.

BUILT TO LAST

With certain parts replaceable and a quick release side panel, the Conveyor Toaster offers easy access for servicing. Together with robust Incoloy elements, the Conveyor Toaster is built to last.



Watch the video at
[DUALIT.COM/CONVEYOR-TOASTERS](https://dualit.com/conveyor-toasters)

Contact

GRILLS



Panini



Double

Contact Grills play an essential role in the kitchen, useful throughout the day. The Dualit range includes the panini and a double grill for versatility. All have flat base plates and ribbed top plates for faster cooking time.



Watch the video at
[DUALIT.COM/CONTACT-GRILLS](https://dualit.com/contact-grills)



Griddle

FLAT PLATE



The Griddle boasts a stainless steel griddle plate specifically designed to ensure even heat across the entire cooking area. Its versatility means you can cook virtually anything from eggs and bacon to most fish, steaks and even onions and tomatoes.



Watch the video at
[DUALIT.COM/GRILLS-GRIDDLES-AND-IRONS](https://dualit.com/grills-griddles-and-irons)

Contact

TOASTER



Makes delicious, sealed toasted sandwich triangles; the deep non-stick moulding and robust seal means that fillings can be extremely generous. The two hotplates can be operated individually to conserve energy. Makes 60 sandwiches per hour.

Waffle

IRON



Makes two rings of perfectly dimpled waffles, divided into four portions. Made from satin finish, top grade stainless steel, each plate has two layers of non-stick coating. The two hotplates can be operated individually to conserve energy.

Toastie and Waffle

2 IN 1 MAKER



Enjoy the best of both worlds and save valuable kitchen counter space! Makes toasted sandwiches and waffles at the same time or separately as each plate has its own controls, along with non-stick hot plates for easy cleaning.



Soup Kettles

6L, 10L & 11L

Our range of soup kettles are built for hard work, with solid cast aluminium outer bodies and stainless steel liners. All are fitted with long life heating elements and are ideal for use in the kitchen or front of house.

The compact 6L wet-heat is perfect for foods that need moisture to heat, while the 10L dry heat holds beans, curries, stews and chillis at just the right temperature. The 11L wet and dry is a flexible kitchen workhorse.



6 LITRE



Stainless Steel
(Wet heat)

Dualit's 6 Litre catering soup kettle is a compact, contemporary product that looks great front of house. Its stainless steel finish suits a variety of environments and looks smart and elegant.

With a 300W output and a capacity of 6L, this is an ideal choice for smaller catering operations.



10 LITRE



Black
(Wet heat)

A highly efficient, long-life heating element keeps the contents safely and consistently at serving temperature ready for dishing throughout the day, freeing up space on your kitchen stove.

In addition, the heating element is coupled to a separate "overheat" thermostat for maximum safety.

11 LITRE



MADE IN THE UK



Black
(Wet and dry heat)

Can be used with either wet or dry heat and incorporates a long-life double pole variable simmerstat.

Like the 10 litre version, it is a traditional cauldron shape but the 11 litre version also comes in a range of four colours to complement any interior.



White



Brown



Copper

Cino™

MILK STEAMER



Brushed Stainless Steel

The Dualit Cino™ Milk Steamer is dedicated to creating professionally frothed and steamed milk for hot drinks. With continuous frothed milk available, your hot drinks service will be faster and more efficient, as your coffee machine is free to concentrate on making espressos.

The Cino's sleek, stainless steel design will make it a stylish addition to your café, or even your own kitchen, for those who enjoy coffee shop style coffee at home.



- Freestanding, portable, compact unit
- Thermobloc element combined with a powerful pump for continuous steam
- 850ml tank capacity
- Descale function with advance warning light
- Purges after each use to reduce limescale build up
- Mains plugged unit
- Blue light indicator when ready
- Low water indicator flashes red
- Water filter replacement indicator
- Drip tray
- Includes milk frothing jug, thermometer and three water filters
- Replacement water filters available from dualit.com



Watch the video at
DUALIT.COM/CINO

CaféPro

CAPSULE MACHINE



Polished/Black

The Dualit CaféPro Capsule Machine is ideal for small cafés, boutiques, salons, work place canteens, pubs, B&Bs and smaller catering outlets that want to operate a professional coffee service but lack the requirement for a full coffee-shop style set-up.

CAPSULE CONVENIENCE

The CaféPro is compatible with Dualit's Coffee Capsules and Fine Tea Capsules as well as Nespresso®* coffee capsules.

AN EFFICIENT MULTI-TASKER

The CaféPro makes two espressos or lungos at a time, and the individually controlled steam wand allows you to create perfectly textured frothed milk whilst the coffee extracts, saving valuable time.

EASY OPERATION & FLEXIBLE USE

The CaféPro is a mains plugged unit and can be moved if required to free up space. The CaféPro is operated by a digital display with touch button menu options for ease of use.












- Freestanding, portable, mains plugged machine
- Digital display with touch button operation
- Individually operated double brew head, steam wand and hot water wand
- Descale counter with advance warning light at 1500 extractions
- Machine lockout after 2000 extractions ready for descaling
- 2.7L tank capacity
- 20 bar pump
- Thermobloc heating element for each brew head
- 1.2L separate steam boiler
- Adjustable automatic standby after 30 mins
- Auto dose buttons for espresso or lungo extraction
- Adjustable temperature and volume settings
- 2 x 2 litre removable drip trays with drainage valves
- Two capsule baskets with 30 capsule capacity each
- Maximum daily usage should not exceed 100 capsules (50 per brew head)






* Nespresso® trademark is owned by Société des Produits Nestlé S.A.



CHOOSE YOUR TOASTER

		Capacity	Colour Options	Power (kW)	Dimensions W x D x H (cm)	Weight (Kg)	Slices per hour
CLASSIC		2 Slot	Polished, Desert, Eucalyptus, Limestone, Evergreen, Porcelain, Copper, Brass, Black, Red, White, Canvas White, Utility Cream, Metallic Charcoal, Petal Pink, Mint Green, Glacier Blue	1.2	26 x 21 x 22	3.5	80
		3 Slot	Polished, Black, White, Metallic Silver, Red, Metallic Charcoal, Utility Cream, Azure Blue	1.7	31 x 21 x 22	4.0	120
		4 Slot	Polished, Desert, Eucalyptus, Limestone, Evergreen, Porcelain, Copper, Brass, Black, Red, White, Canvas White, Utility Cream, Metallic Charcoal, Petal Pink, Mint Green, Glacier Blue	2.2	36 x 21 x 22	4.2	160
		6 Slot	Polished, Black, White, Metallic Silver, Red, Metallic Charcoal	3.0	46 x 21 x 22	5.1	240
CLASSIC SANDWICH		2 Slot	Polished	1.5	31 x 21 x 22	4.8	80
		4 Slot	Polished	2.7	46 x 21 x 22	5.5	160
CLASSIC BUN		4 Bun Halves	Polished	1.0	36 x 21 x 22	4.5	88
		4 Bun Halves	Polished	1.5	46 x 21 x 22	5.5	133
CATERING POP-UP		4 Slot	Polished	2.7	35 x 36 x 23	7.6	240

UNDERSTAND YOUR CONVEYOR TOASTER

		Loading Capacity	Colour Options	Power (kW)	Dimensions W x D x H (cm)	Weight (Kg)	Slices per hour
CONVEYOR		2 Sices	Polished	2.8	43 x 51 x 41	14.0	560 - 1200

CHOOSE YOUR CONTACT GRILL

		Temp (range °c)	Colour Options	Power (kW)	Dimensions W x D x H (cm)	Grilling Area W x D (cm)	Weight (Kg)
PANINI		50-300	Polished	2.2	43 x 38 x 19	34 x 23	20.0
DOUBLE		50-300	Polished	1.8 + 1.8*	64 x 43 x 21	47 x 23	28.5

*Uses two 13 amp plugs


	Proheat elements	Replaceable parts	All metal body	Concealed crumb tray	Peek & Pop®	Defrost setting	Bagel setting	Accessories (optional extra)
	●	●	●	●	●	●	NewGen	Sandwich Cage & Warming Rack
	●	●	●	●	●	●	○	
	●	●	●	●	●	●	NewGen	
	●	●	●	●	●	●	○	
	●	●	●	●	○	○	○	Includes 2 x Sandwich Cages
	●	●	●	●	○	○	○	Includes 4 x Sandwich Cages
	●	●	●	●	●	○	●	
	●	●	●	●	●	○	●	
	●	●	●	○	○	○	○	

	Bagel/Bun Setting	Quick Start	Power Saver	Safety Cut-out	Cool Touch	Crumb Tray	Bagel Setting
	●	●	●	●	●	●	●




	Replaceable Parts	Permanent Isolator	13 amp plug	Cast Iron Plates	Ribbed Top, Flat Bottom	Heating Light	Cleaning Brush
	●	●	●	●	●	●	●
	●	●	●	●	●	●	●

● Yes ○ No Products and colours correct at time of print


THE GRIDDLE

		Temp (range°c)	Colour Options	Power (kW)	Dimensions W x D x H (cm)	Grilling Area W x D (cm)	Weight (Kg)
GRIDDLE		50-300	Polished	2.4	55 x 45 x 25	52 x 33	10




CHOOSE YOUR CONTACT TOASTER

		Capacity (Slices)	Colour Options	Power (kW)	Dimensions W x D x H (cm)	Weight (Kg)	Output per hour
CONTACT TOASTER		1/2	Polished	1.6	40 x 22 x 19	6.0	60
WAFFLE IRON		1/2	Polished	1.6	40 x 22 x 19	5.5	60
2 IN 1 TOASTIE & WAFFLE MAKER		1/2	Polished	1.6	40 x 22 x 19	6.0	30 toasties 30 waffles


THE CINO MILK STEAMER

		Tank Capacity (ml)	Colour Options	Power (kW)	Dimensions W x D x H (cm)	Jug Capacity (ml)	Weight (Kg)
CINO		850	Polished	1.45	14 x 31 x 34	850	5.6

CHOOSE YOUR CONTACT TOASTER

		Capacity (Litres)	Colour Options	Power (kW)	Dimensions W x H (cm)	Weight (Kg)
6L SOUP KETTLE		6	Stainless Steel	0.30	36 x 25	3.4
10L SOUP KETTLE		10	Black	0.40	34 x 34	4.6
11L SOUP KETTLE		11	Black, White, Brown, Copper	0.85	38 x 34	8.0

UNDERSTAND YOUR CAFÉPRO CAPSULE MACHINE

		Tank Capacity (ml)	Colour Options	Power (kW)	Dimensions W x D x H (cm)	Jug Capacity (ml)	Weight (Kg)
CAFÉPRO		2700	Polished	3.0	54 x 48 x 43	1200	24

	Adjustable Thermostat	Drip Tray	Heating Light	Easy To Use Controls	Non-slip Feet	Heatproof Handle	Overheat Cutout
	●	●	●	●	●	●	●

	Replacable Parts	All Metal Body	Toasted Sandwiches	Waffle Plates	Non-stick Coating	Independent Control	Non-slip Feet
	●	●	●	○	●	●	●
	●	●	○	●	●	●	●
	●	●	●	●	●	●	●

	Free Standing	Thermobloc Element	Ready Indicator	Low Water Indicator	Accessories (included)		
	●	●	●	●	Frothing Jug	1 x Thermometer	3 x Water Filters

	Wet Heat	Dry Heat	Longlife Elements	Pressed Body	Cast Body	Stainless Steel Liner	Variable Simmerstat	Safety Cut-out
	●	○	●	●	○	●	●	●
	●	○	●	●	○	●	●	●
	●	●	●	○	●	●	●	●

	Free Standing	Thermobloc Element	NX Capsules	Nespresso®* Capsules	Milk Frother	Descalc Cycle
	●	●	●	●	●	●

● Yes ○ No Products and colours correct at time of print

BEFORE FIRST USE, DON'T FORGET TO REGISTER YOUR PRODUCT!



Register 
my appliance

Take just 60 seconds to register your product with us and take advantage of these benefits from Dualit:

1. Fast and efficient customer service, important safety advice, access to manuals and product information should you require assistance with your purchase
2. A library of mouth-watering recipes plus regular articles and blogs
3. Be the first to hear about exciting new Dualit products and competitions

Dualit recommends safety first: please register your product so that we can contact you in the unlikely event that a safety notification is issued. Remember to keep your receipt as proof of purchase.

WWW.DUALIT.COM/REGISTER

GET YOUR
ORDER
FAST



Standard stocked items shipped next day when ordered by 12pm (terms apply). Excludes made to order items.

FOLLOW US ON OUR
SOCIAL CHANNELS



@DualitLtd



@Dualit_Ltd



@DualitLtd



@DualitVideos



@Dualit Ltd

Use **#BetterWithDualit** for your chance to be mentioned

Dualit.







MAKE YOUR *kitchen*
THE *heart* OF YOUR HOME