












LVFABBL3



| | |
|-----------------------------|--------------------------|
| Produktfamilie | Geschirrspüler |
| Farbe | Schwarz |
| Oberfläche | Hochglanz |
| Komm. Breite | 60 cm |
| Komm. Höhe | 85 cm |
| Installation | Standgerät |
| Anzahl der Spülkörbe | 3. Besteckebene FlexiDuo |
| Motortyp | Inverter 2.0 |
| EAN-Code | 8017709305116 |



Programme / Funktionen

| | | |
|-----------------------------|---|----|
| Anzahl der Programme | 10+1 | |
| Spültemperaturen | | |
| 38 | 45 | 50 |
| 55 | 65 | 70 |
| 75 | | |
| Vorspülen |  | |
| Kurz 27 min. |  | |
| Glas 45°C |  | |
| Schnell 60 min. |  | |
| ECO |  | |
| Auto 45-65°C |  | |
| Mix 65°C |  | |
| Silent (-2 dB) |  | |
| Intensiv 70°C |  | |
| Self Clean |  | |
| Keimfrei 99,9% |  | |

Optionen



| | | | |
|--------------------|-------|-----------------------------|----|
| Dry Assist+ | Ja | FlexiZone ½ Beladung | Ja |
| Zeitvorwahl | 1-9 h | Sonderprogramme | Ja |

Spülkörbe



| | | | |
|----------------------------------|---|---|--------------------------------|
| Farbe der Geschirrkörbe | Grau | EasyGlide-System | Ja |
| Farbe der Korbeinsätze | Grau | Max. Tellerdurchmesser für Oberkorb | 19,0 cm |
| Korbgriffe | Kunststoff für Ober-/Unterkorb mit Edelstahleinlage | Unterkorb | Mit 4 klappbaren Tellerträgern |
| Oberkorb | Mit 3 klappbaren Tellerträgern/Ablagen | Unterkorb mit Anti-Tropfeneinsätzen | Ja |
| Glashalter | Ja | Max. Tellerdurchmesser für Unterkorb | 30,0 cm |
| Höhenverstellung Oberkorb | 3 Ebenen | Farbe der inneren Komponenten | Grau |

Technische Eigenschaften



| | | | |
|-------------------------------|-------------------------------------|---|---|
| Produktbreite | 598 mm | Aqua Test-Sensorsystem (Automatikprogramm) | Ja |
| Produkttiefe | 627 mm | Wasserschutzsystem | Stop-Aqua total |
| Display-Typ | LED (1 Digit) | Wasserzulauf | Kalt-/Heißwasser bis max. 60°C - Energieeinsparung mit Heißwasser von bis zu 35% |
| Produktgröße | 885 mm | Max. Wasserhärte | 100°fH;58°dH |
| Bedienelemente | Elektronisch | Trocknungssystem | Natürliche Kondensationstrocknung mit Dry Assist+ (autom. Türöffnung nach Programmende) |
| Display-Anzeige | Zeitvorwahl | Material des Bottichs | Edelstahl |
| Programmgrafik | Symbole | Material des Filters | Edelstahl |
| Anzeige Ein/Aus | Ja | Integrierter Durchlauferhitzer | Ja |
| Anzeige Salzmenge | LED | Türscharniersystem | Selbstausgleichender Türgewichtsausgleich |
| Anzeige Klarspülmangel | LED | Regulierbare Stellfußhöhe | Für Höhenausgleich |
| Anzeige Programmende | Akustisches Signal bei Programmende | Rückseitige Kunststoffabdeckung | Ja |
| Spülsystem | Planet-Spülsystem | | |
| 3. Spülebene oben | Einzelrotierend | | |
| Wasserenthärter | Elektronisch regelbar | | |

Tiefe Geschirrspüler bei
geöffneter Gerätetür
(mm)

1171

Obere Abdeckung

Kunststoff

Technische Daten / Energielabel - ab 1.3.2021



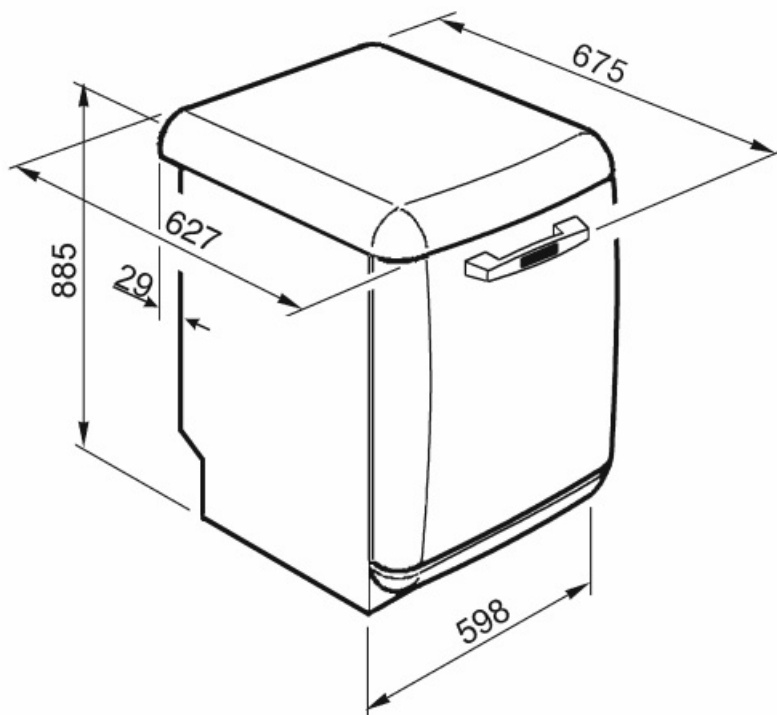
Energieeffizienzklasse B
Energieverbrauch des
eco-Programms pro 100
Betriebszyklen 63 kWh
Nennkapazität (ps) 13
Wasserverbrauch des
ECO-Programms pro
Betriebszyklus 9.0 l

Dauer des Programms 4:25 h:min
Luftschallemissionen 45 dB(A) re 1 pW
Luftschallemissionsklasse C
Energieeffizienzindex
(EEI) 37.9

Elektrischer Anschluss

Netzstecker (F;E) Schuko
Elektrische 1800 W
Gesamtanschlusswert
Absicherung 10 A
Spannung 220-240 V

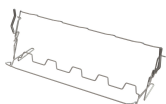
Frequenz 50 Hz
Stromversorgung Einphasig
Länge des Netzkabels 140 cm



Sonderzubehör

KITINC

Kit Unterbau-Blechabdeckung für 60 cm
Stand-Geschirrspüler



KITGH

Korbeinsatz für langstielige Wein-
/Sektgläser, kompatibel für alle 60 cm
Geschirrspüler mit 13-14 Maßgedecke

KITPLV2

Kit 2 m Schlauchverlängerung für
Wasserzu-/Abfluss in 3/4" inkl.
Verbindungszubehör, geeignet für
Geschirrspüler, Waschautomaten und
Vollwaschtrockner























Alternative Produkte



LVFABCR3

Symbols glossary (TT)

| | | | |
|--|---|---|---|
|  | <p>The Aquatest sensor is an electronic sensor that measures the degree of water transparency at the end of the initial soaking phase. Based on the values measured, the sensor sets the most suitable programme, thus obtaining the best washing results with the minimum amount of water.</p> |  | <p>To improve the drying of dishes without leaving stains.</p> |
|  | <p>Delay Timer: Option to postpone the start of the desired programme by up to 24 hours in order to programme the dishwasher to run at the desired time.</p> |  | <p>EasyGlide: Convenient EasyGlide system for easy unloading of the appliance that allows reaching maximum flexibility of load of the machine.</p> |
|  | <p>FlexiDuo: The FlexiDuo 3rd cutlery basket allows you to arrange cutlery or small cups, ladles, or bulky utensils however you like: it consists of two separate and moveable modules.</p> |  | <p>FlexiZone: The 1/2 load flexizone allows you to wash a reduced load saving energy, water and time and there are no restrictions on where the items are placed.</p> |
|  | <p>Noise Level: Excellent insulation and special devices keep noise to a minimum.</p> |  | <p>The Planetarium washing system, with high rotations per minute, guarantees complete coverage of the tank, thanks to the simultaneous rotation of base and sprayers, and excellent washing results.</p> |
|  | <p>Auto 45°- 65°: The auto programme regulates the length of a cycle depending on the need for a pre-wash and the number of rinses required.</p> |  | <p>Crystals: The Crystals programme is dedicated to delicate dishes such as glasses and china.</p> |
|  | <p>Eco: Eco, this economic wash programme uses a low amount of water and energy in order to provide the most environmentally friendly cleaning option.</p> |  | <p>Mix: The Mix programme is suitable for mixed crockery and everyday pots and pans, without any particular incrustation.</p> |
|  | <p>Soak programme: The soak programme provides a rinse to prevent dirt from drying.</p> |  | <p>Express 27': The Express 27' programme is a quick wash cycle, at low temperatures, for lightly soiled dishes.</p> |
|  | <p>Ultraclean: The Ultraclean option performs a final rinse at a high temperature of 70°C eliminating virtually all bacteria.</p> |  | <p>13 place settings: Number of place settings.</p> |
|  | <p>Total Acquastop: In addition to the partial Acquastop protection present in all Smeg dishwashers, some models have an electronic device fitted to the water intake hose, which monitors water levels in the machine, detects leaks in the hose and switches off the water supply immediately when necessary.</p> |  | <p>System WaterSave ensures the best washing results with minimal water consumption depending on the model of dishwasher.</p> |
|  | <p>PRG FULL 60</p> |  | <p>Dishwasher cleaning cycle. The cycle should be started with the machine empty, without dishes. It is recommended to run the program every 2-3 months, using special dishwasher detergents.</p> |



PRG SILENT



Allows you to enable additional programs when selected together with any wash cycle. After having selected the required wash cycle, press the button (



The Dry Assist + option, in addition to saving energy, ensures perfect drying of the dishes by opening the door automatically at the end of the washing cycle.



Energy efficiency class B



HYGIENE 99.9% High-temperature washing programme. The 75° rinse guarantees the removal of 99.9% of germs and bacteria.



The work aimed at continuous improvement has allowed the creation of the second generation of the Inverter motor 2.0, characterised by greater efficiency and durability over time, which allows very high performance and a lower energy consumption and noise level.